



IS DONGSEO

Investor Relations 2020

www.isdongseo.co.kr



Disclaimer

This material was prepared by IS DONGSEO Co., Ltd. (herein after referred to as the “company”) for the purpose of providing information at the presentation for institutional investors and general investors. Please be noted that it is prohibited to take out, copy, and/or redistribute the material to others.

The attendance at this presentation will be deemed as an agreement to comply with the above restrictions, and violations of the restrictions shall be treated as being equivalent to the violation of related securities transaction laws.

All information related to the company’s management performance and financial performance contained in this material is prepared in accordance with the corporate accounting standards. The “forecast information” contained in this material are information that have not gone through individual verification processes. These are related to future events, not past, and refer to the expected management status and financial performance of the company in the future, and the descriptions include the words, such as ‘forecast’, ‘outlook’, ‘plan’, ‘expectation’, ‘(E)’, and etc..

The above “forecast information” is influenced by changes in the future business environment, and inherently includes uncertainty. Due to this uncertainty, a significant difference may occur between the actual future performance and what is stated or implied in the “forecast information”. In addition, the future outlooks are based on the current date of the presentation with the considerations of current market conditions and the company’s management directions and may be changed in accordance with future market environment changes and changes in strategy without a separate notice.

Please be noted that the company and the executives are not responsible for any losses incurred from the use of this material (including negligence and other cases).

This material does not consist of a recommendation on an offer, sale, and/or subscription of the shares, and no part of this material can be the basis or grounds for related contracts, agreements, and/or investment decisions. All investment decisions related to share purchasing shall only be based on the information provided through the securities reports and/or investment prospectus submitted to the Financial Services Commission.




TABLE OF CONTENTS

IS DONGSEO Co., Ltd.
INVESTOR RELATIONS
2020

01 Investment Highlights

- Management Performance
- Summarized Financial Statement (Consolidated/Separate)
- Key Financial Indicators

02 Performance by Business Divisions

- Construction Sector
- Non-Construction Sector



01

Investment Highlights

- 01 Management Performance
- 02 Summarized Financial Statement
(Consolidated/Separate)
- 03 Key Financial Indicators

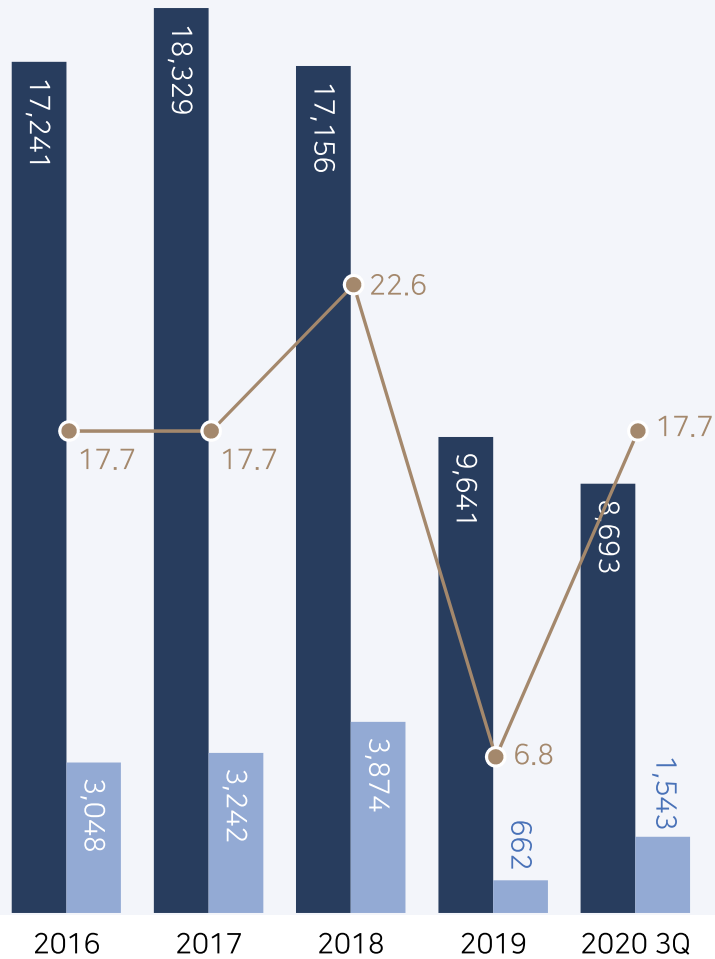
Copyright © 2020 IS DONGSEO Co., Ltd. All Rights Reserved.

IS
IS DONGSEO

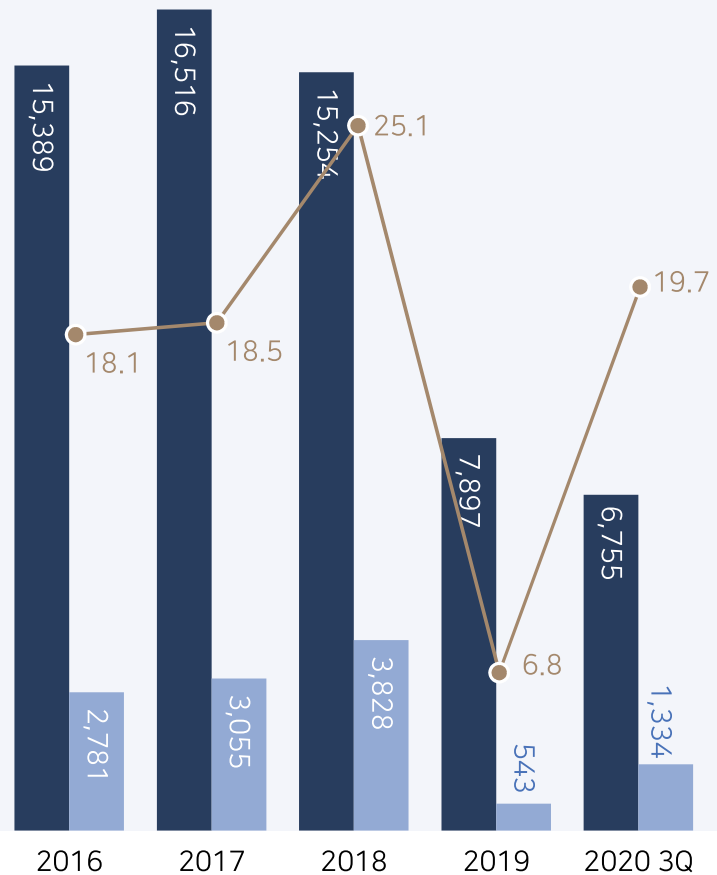
INVESTOR
RELATIONS
2020

■ Sales ■ Business Profits — Business Profits (%)

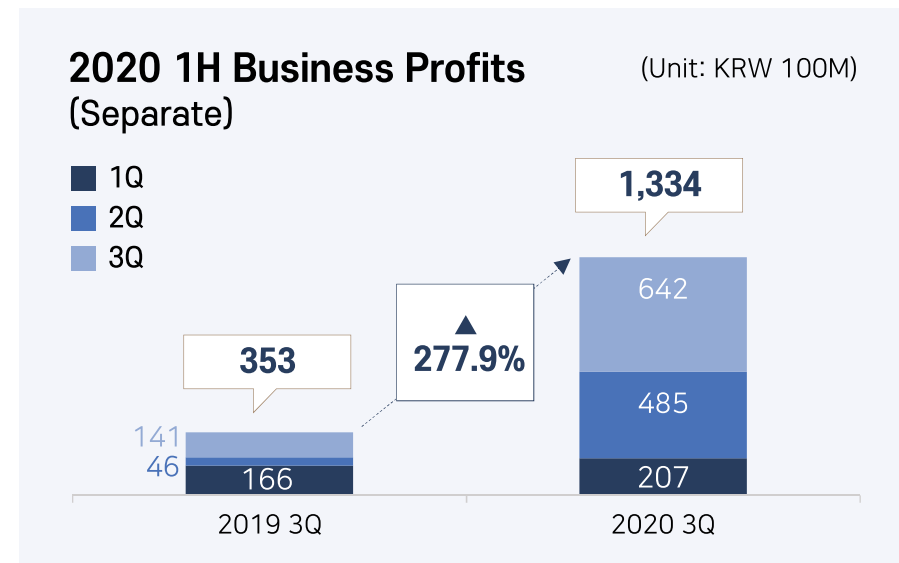
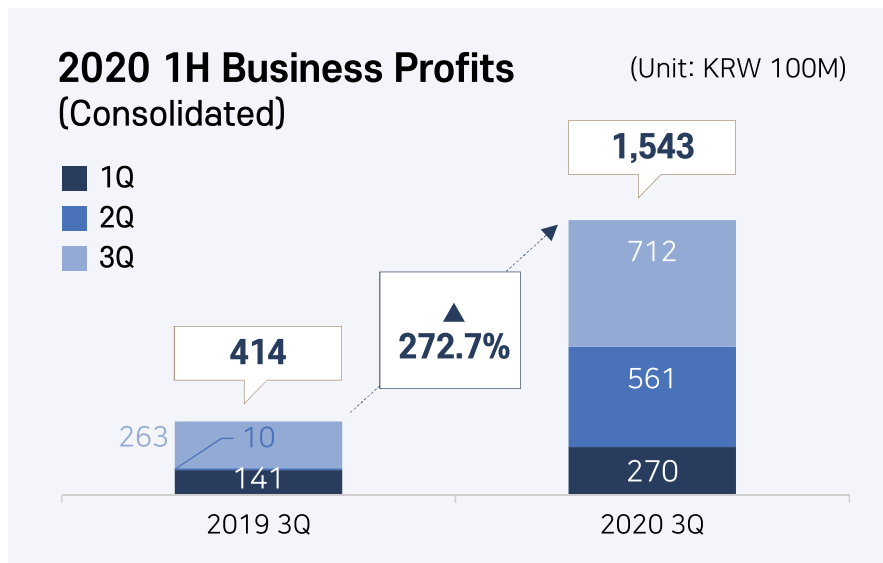
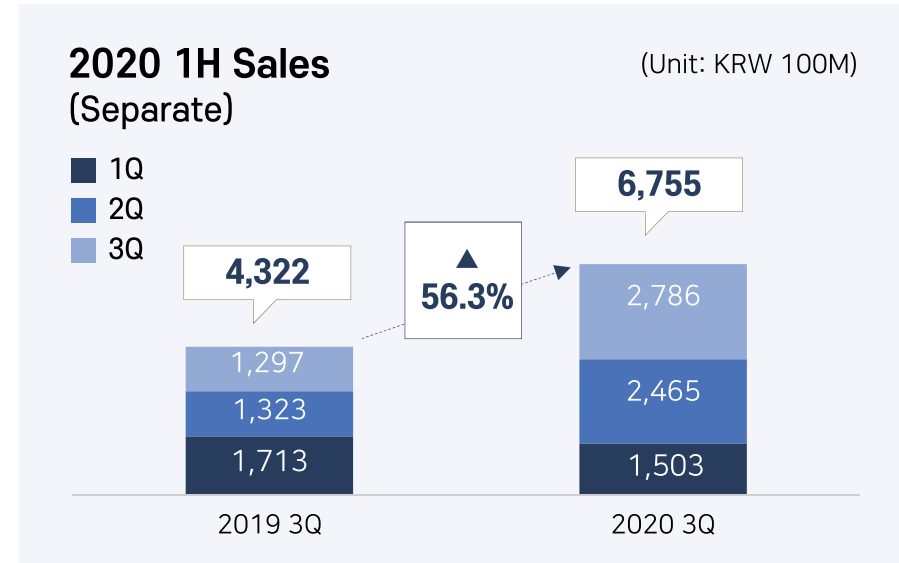
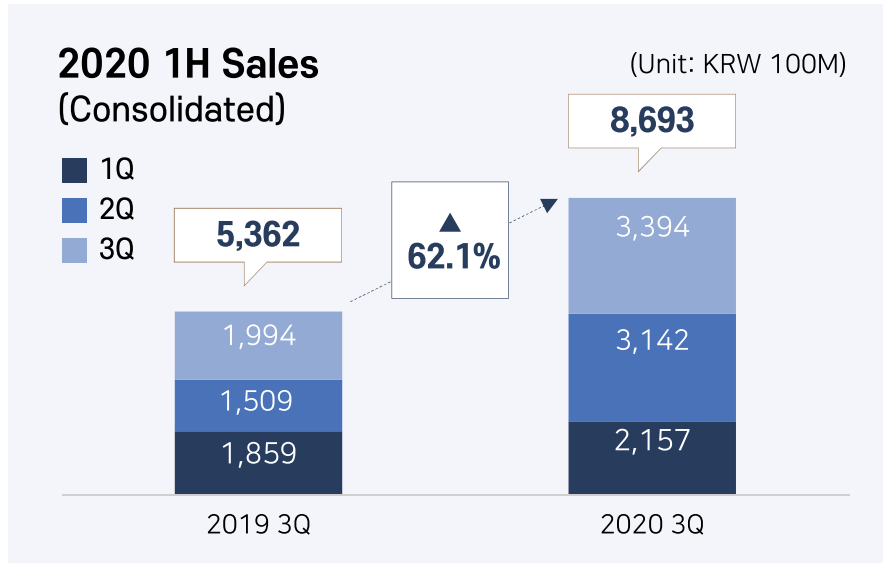
Management Performance (Consolidated) (Unit: KRW 100M, %)



Management Performance (Separate) (Unit: KRW 100M, %)



2020 3Q – Sales & Business Profits



Financial Statement

(Unit: KRW 100M, %)

Type	2019 3Q	YOY	2020 3Q
Liquid Assets	14,803	41.1	20,889
Non-Liquid Assets	13,644	-6.1	12,815
Assets Total	28,447	18.5	33,704
Liquid Liabilities	8,588	35.5	11,637
Non-Liquid Liabilities	7,234	16.6	8,437
Liabilities Total	15,821	26.9	20,074
Capital	154	-	154
Earned Surplus	6,609	15.8	7,653
Capital	12,626	7.9	13,629
Earned Surplus	28,447	18.5	33,704

Comprehensive Income Statement

(Unit: KRW 100M, %)

Type	2019 3Q	YOY	2020 3Q
Sales	5,362	62.1	8,693
Sales Cost	4,097	48.8	6,096
Gross Profit	1,266	105.1	2,597
Sales & Administrative Expenses	851	23.9	1,054
Business Profits	414	272.7	1,543
Net Profit before Income Tax Expenses	625	99.5	1,247
Net Profit	562	121.5	1,245

Financial Statement

(Unit: KRW 100M, %)

Type	2019 3Q	YOY	2020 3Q
Liquid Assets	13,286	46.9	19,511
Non-Liquid Assets	9,716	1.2	9,828
Assets Total	23,002	27.5	29,339
Liquid Liabilities	6,497	60.9	10,453
Non-Liquid Liabilities	5,869	25.8	7,383
Liabilities Total	12,365	44.2	17,836
Capital	154	-	154
Earned Surplus	6,406	15.7	7,410
Capital	10,637	8.1	11,503
Earned Surplus	23,002	27.5	29,339

Comprehensive Income Statement

(Unit: KRW 100M, %)

Type	2019 3Q	YOY	2020 3Q
Sales	4,332	55.9	6,755
Sales Cost	3,387	40.2	4,748
Gross Profit	946	112.2	2,007
Sales & Administrative Expenses	593	13.5	673
Business Profits	353	277.9	1,334
Net Profit before Income Tax Expenses	534	95.7	1,045
Net Profit	490	123.5	1,095

Management Performance - Consolidated

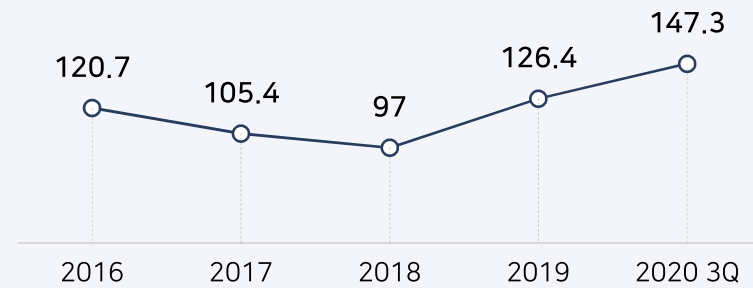
ROE

(Unit: %)



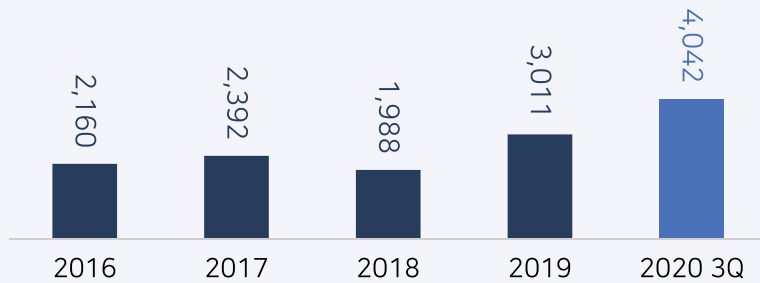
Debt Ratio

(Unit: %)



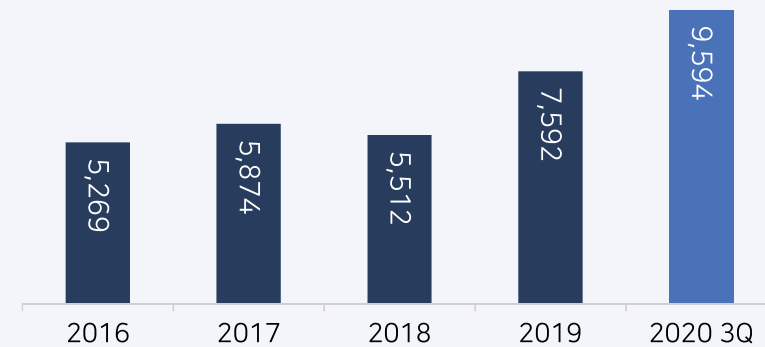
Cash & Cashable Assets

(Unit: KRW 100M)



Net Loan

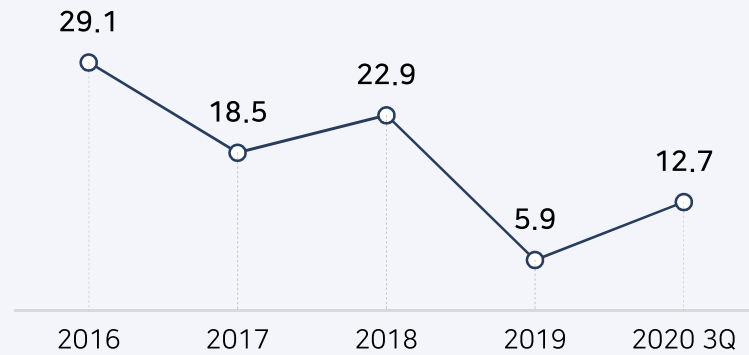
(Unit: KRW 100M)



Management Performance - Separate

ROE

(Unit: %)



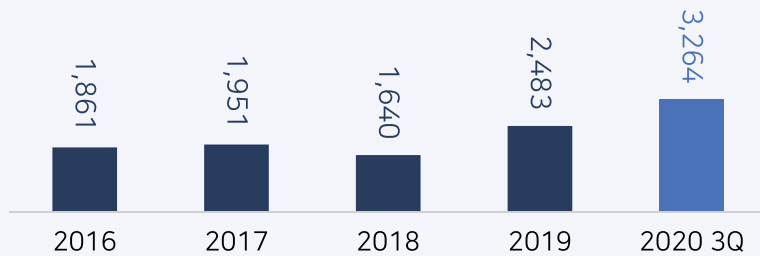
Debt Ratio

(Unit: %)



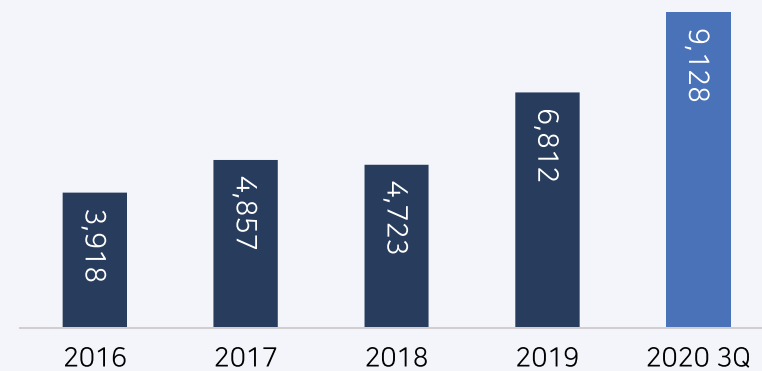
Cash & Cashable Assets

(Unit: KRW 100M)



Net Loan

(Unit: KRW 100M)



02

Performance by Business Divisions

01 Construction Sector

02 Non-Construction Sector

Copyright © 2020 IS DONGSEO Co., Ltd. All Rights Reserved.

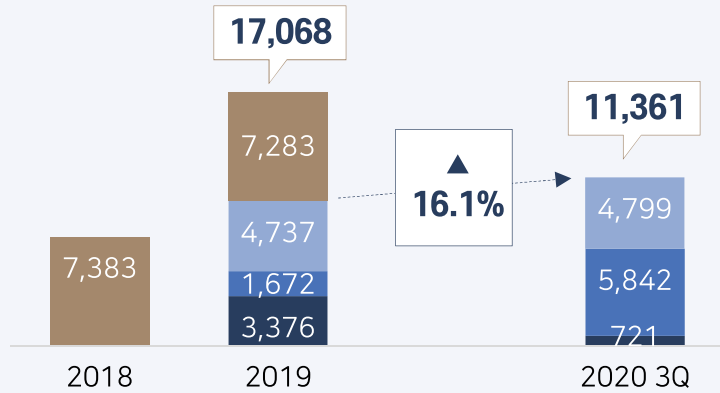
IS
IS DONGSEO

INVESTOR
RELATIONS
2020

New Orders

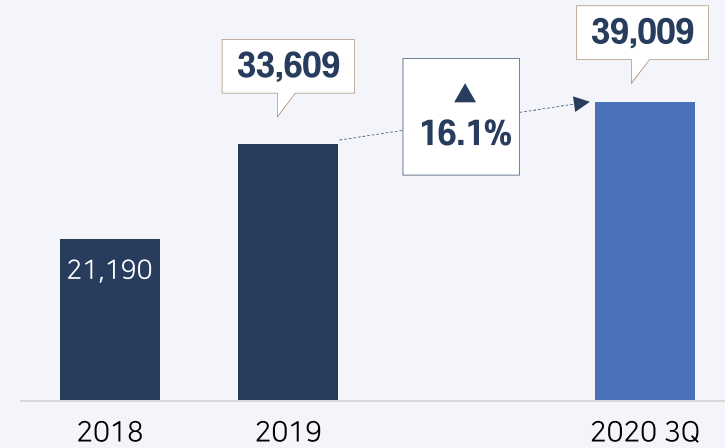
(Unit: KRW 100M)

■ 1Q ■ 2Q ■ 3Q ■ 4Q (2018 : All)



Order Backlog

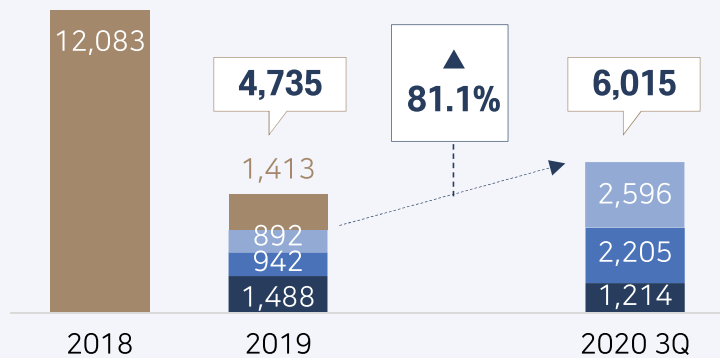
(Unit: KRW 100M)



Sales

(Unit: KRW 100M)

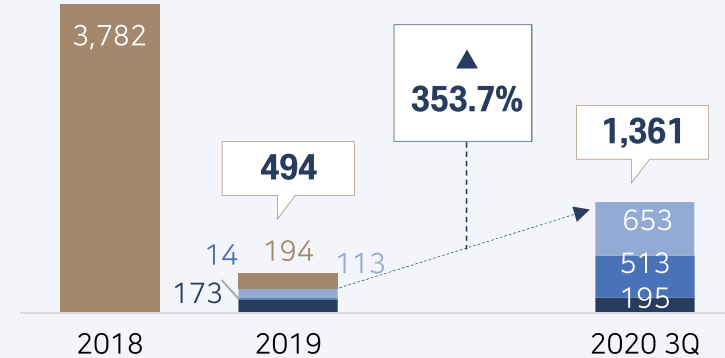
■ 1Q ■ 2Q ■ 3Q ■ 4Q (2018 : All)



Business Profits

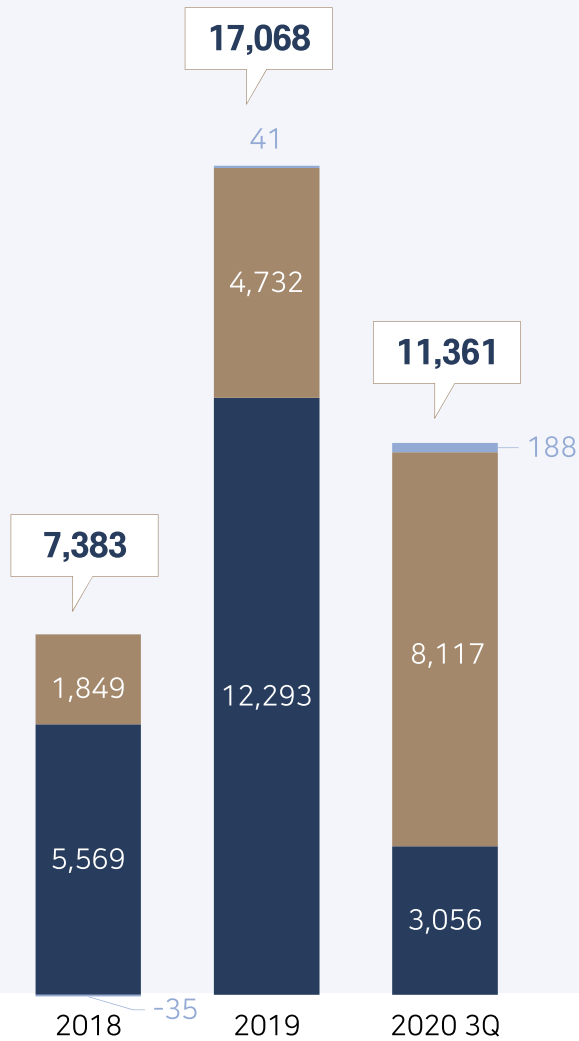
(Unit: KRW 100M)

■ 1Q ■ 2Q ■ 3Q ■ 4Q (2018 : All)

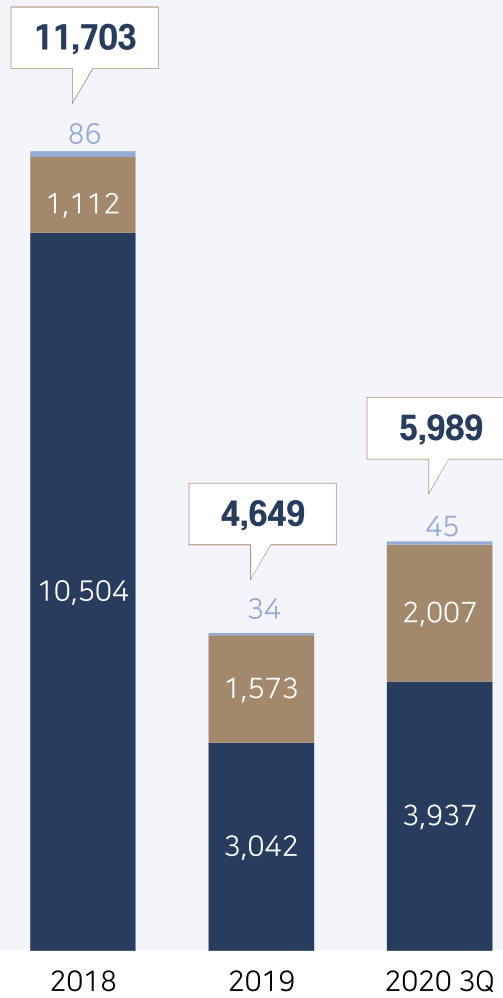


■ Own ■ Construction ■ Civil Engineering

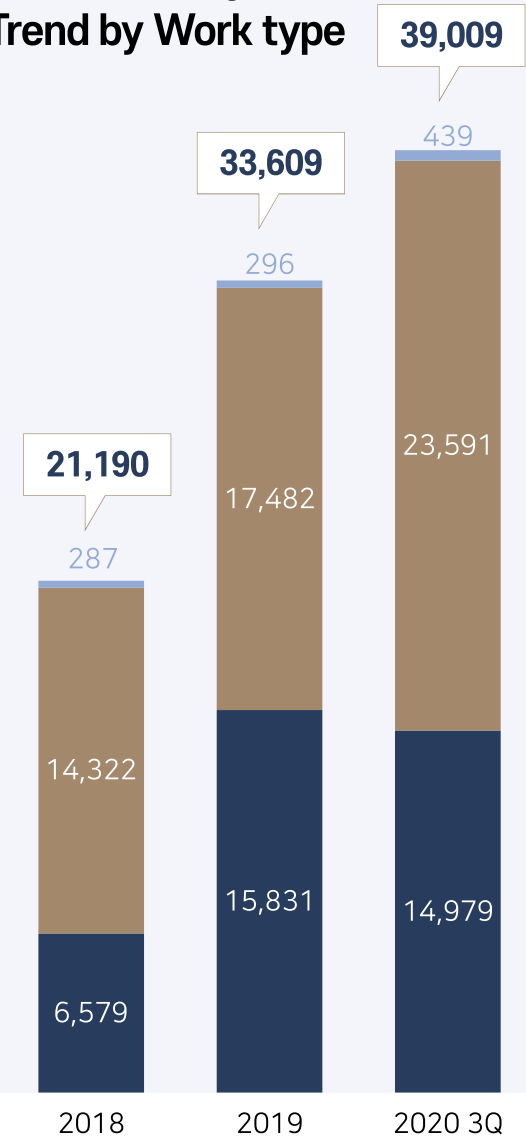
New Order Trend (Unit: KRW 100M)
by Work type



Sales Weight (Unit: KRW 100M)
Trend by Work type



Order Backlog (Unit: KRW 100M)
Trend by Work type



**PROJECT
IN PROGRESS**

(Unit: KRW 100M)

Type	Site Name	Construction Period	Progress	No. of Households	Contract/Subcontract Amount	Rev. Recognition
Own	Eileen-Garden, Suseong Beomeo, Daegu	2018.06 - 2021.04	77.6%	719	4,589	In Progress
	IS BIZ Tower, Misa, Hangang	2018.04 - 2020.05	100.0%	-	1,539	Transferred
	IS BIZ Tower, Gasan, Seoul	2018.11 - 2021.01	86.3%	-	277	Transferred
	Eileen-Garden, Dongdaegu, Daegu	2019.01 - 2021.10	48.5%	705	3,221	Transferred
	IS BIZ Tower Central, Anyang	2019.03 - 2022.01	34.3%	-	4,450	In Progress +Transferred
	Opera W, Daegu Station, Daegu	2019.10 - 2023.04	12.8%	1,088	5,305	In Progress
	Eileen-Garden, DMC, Deokeun, Goyang	2019.10 - 2022.06	23.0%	206	1,405	Transferred
Subtotal				2,718	20,786	
Sub contract	Eileen-Garden, Bongnae, Busan	2015.03 - 2021.03	77.8%	1,216	2,377	In Progress
	Eileen-Garden, Gwangan, Busan	2018.11 - 2021.03	91.0%	225	534	In Progress
	W, Suseong Beomeo, Daegu	2019.05 - 2023.12	9.8%	1,868	6,802	In Progress
	Eileen-Garden, Jungsan Megok, Ulsan	2017.11 - 2021.10	47.2%	851	1,386	In Progress
	Oceanlife Eileen-Garden, Busan	2017.11 - 2023.06	3.1%	1,228	2,477	In Progress
	Munsu-ro, Ulsan	2020.02 - 2023.04	0.2%	384	660	In Progress
	Subtotal				5,772	14,236
Total				8,490	35,022	

**PROJECT
IN PLAN**

(Unit: KRW 100M)

Lotting-out Period	Site Name	No. of Households /pyeong	Contract/Subcontract Amount	Own/Subcontract	
2020	New Centro Eileen-Garden, Gyeongju	874	TBD	Own	
	Subtotal		874		
2021	Geumo District 1, Uijeongbu, Gyeonggi	847	1,324	Subcontract	
	Jukjeon District 3, Daegu	959	2,285	Subcontract	
	Dewon District 3, Changwon	1,470	3,054	Subcontract	
	Street Housing Maintenance Project, Yaeumje District 1	191	448	Subcontract	
	Housing Redevelopment Maintenance Project, B-14 District, Nam-gu, Ulsan	NEW	1,529	2,987	Subcontract
	Yongdu-dong District 2, Daejeon	798	1,418	Subcontract	
	Dongseo Town Small-scale Reconstruction Project	210	421	Subcontract	
	Small-scale Construction Project, Lucky 5th, Bokhyeon-dong, Daegu	NEW	175	383	Subcontract
	Small-scale Reconstruction Project, Hyeopjin Apt., Bockhyeon-dong, Daegu	NEW	161	343	Subcontract
	Local Community Housing Cooperatives, Hakseong-dong, Ulsan	NEW	793	1,616	Subcontract
	Deokha District 1, Ulsan	806	TBD	Own	
	Deokha District 2, Ulsan	1,148	TBD	Own	
	Subtotal		9,087	14,279	
2022	Hongdo-dong District 2, Daejeon	483	905	Subcontract	
	Subtotal		483	905	
TBD	Knowledge Industrial Center, Deokeun, Goyang	Land area around 15,000py	TBD	Own	
	Jungsan District, Gyeongsan	Land area around 32,160py	TBD	Own	
Total		10,444	15,184		



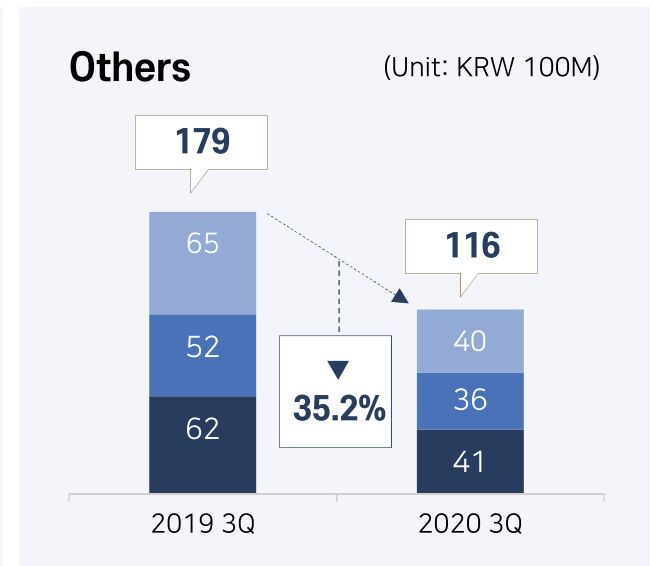
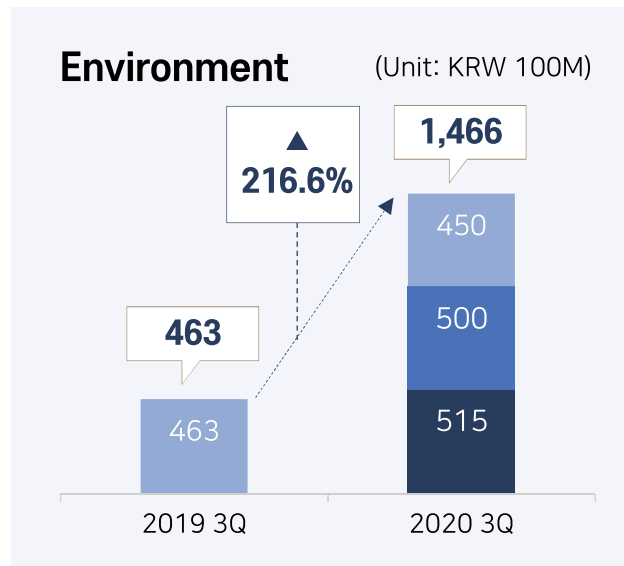
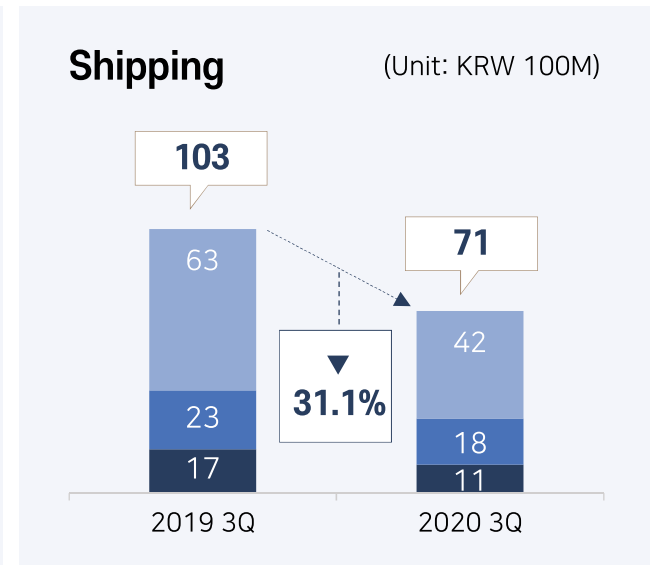
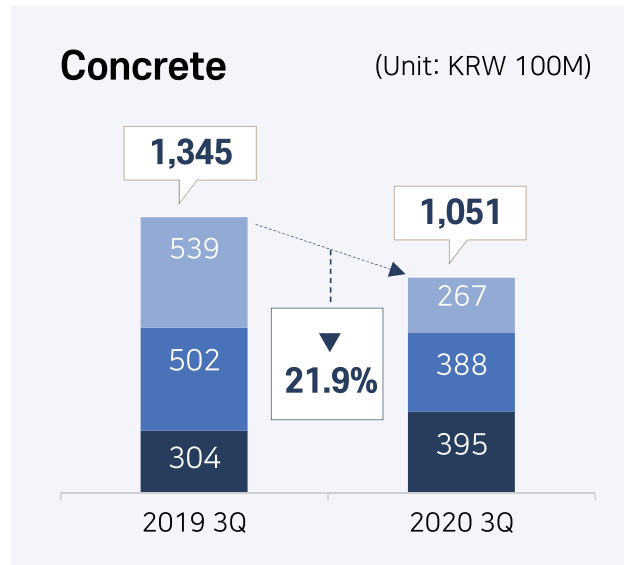
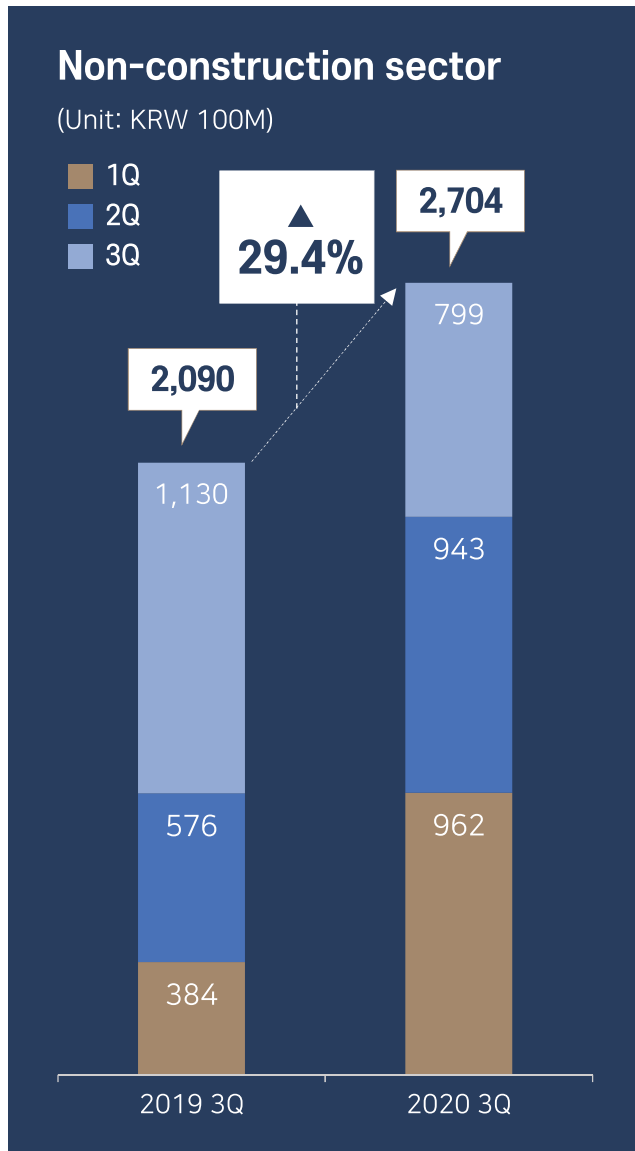
Opera W, Daegu Station, Daegu



IS BIZ Tower Central, Anyang

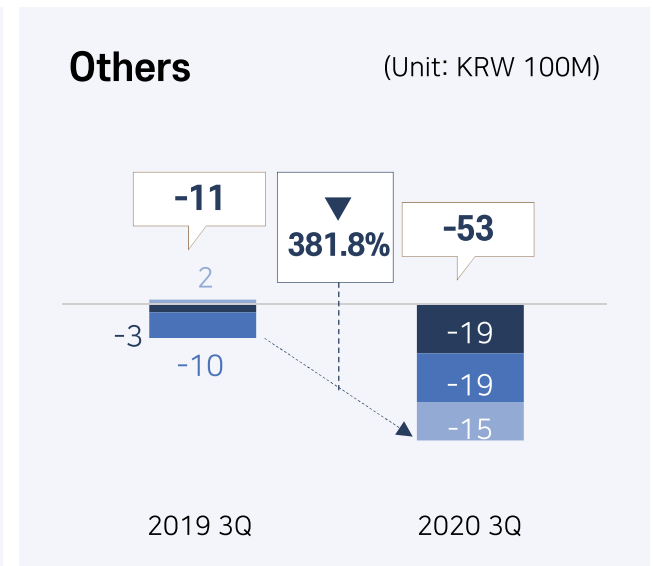
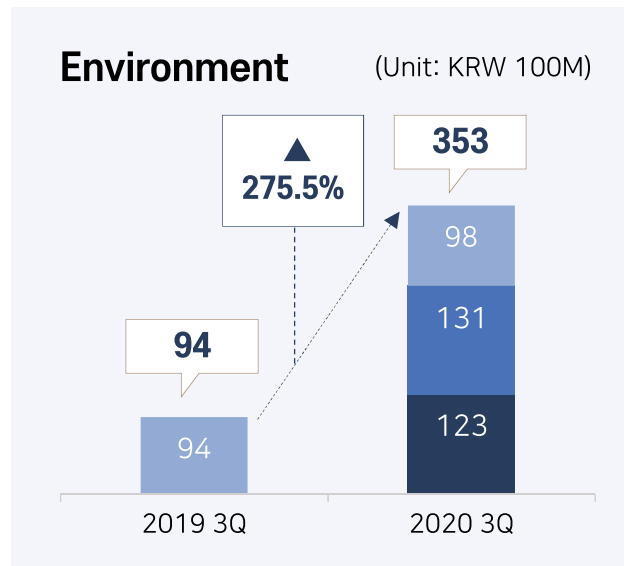
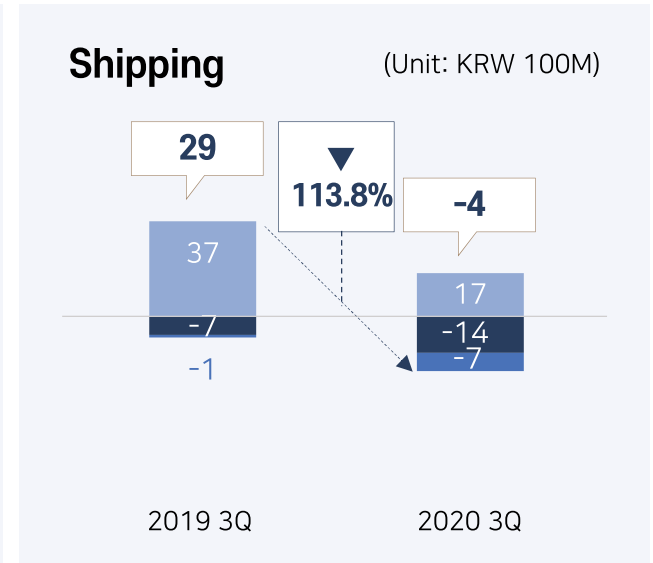
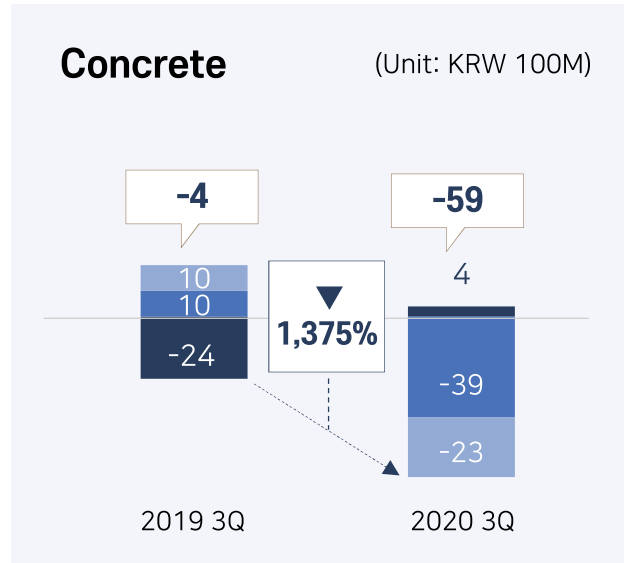
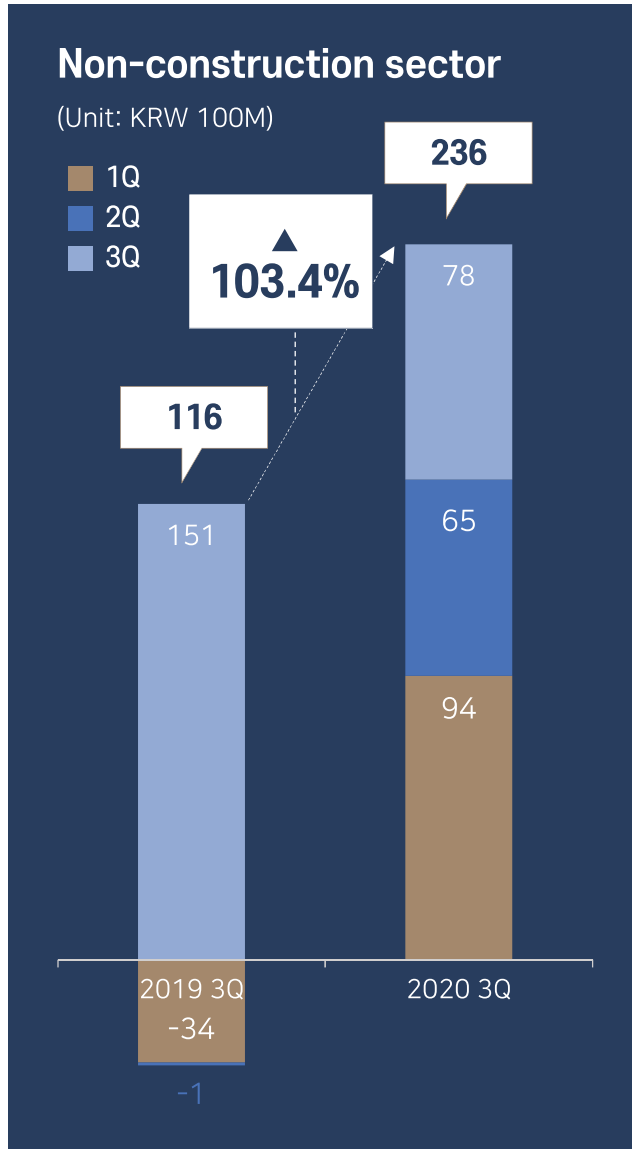
Sales Performance

■ 1Q ■ 2Q ■ 3Q



Business Profits Performance

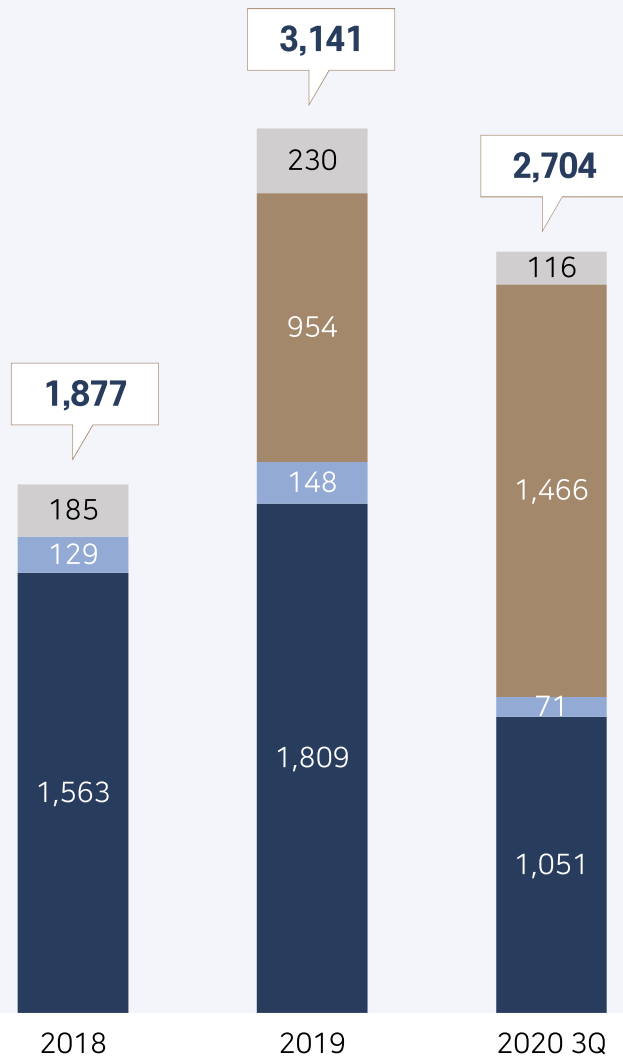
■ 1Q ■ 2Q ■ 3Q



■ Concrete ■ Shipping ■ Environment ■ Others

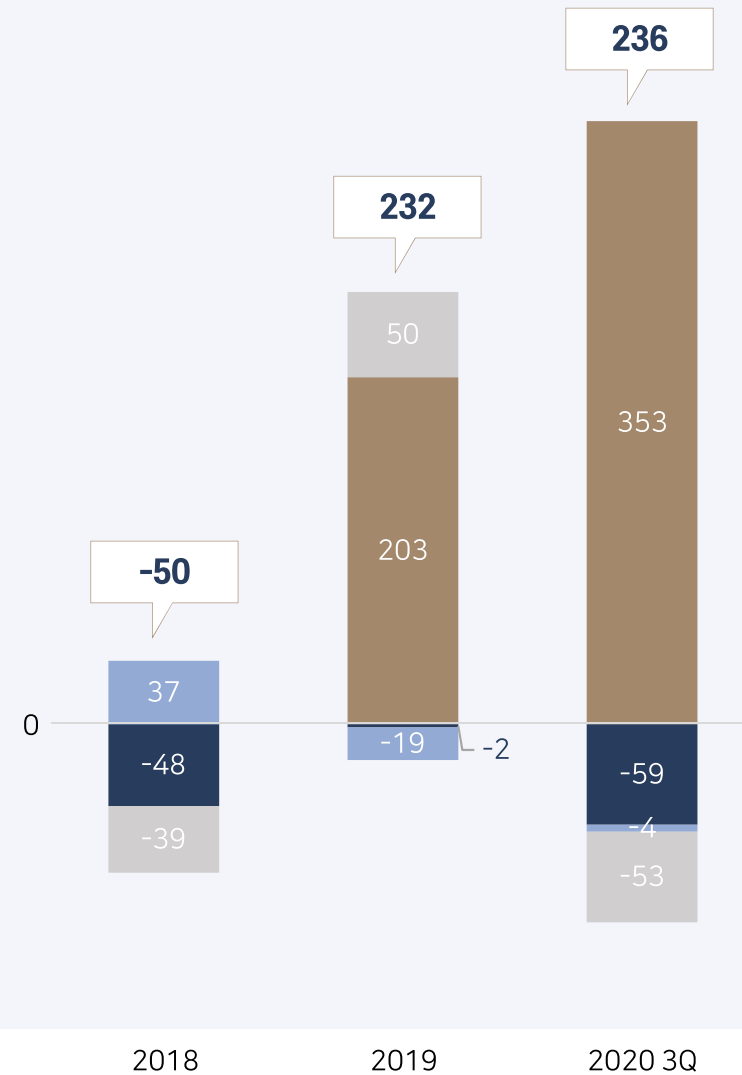
Sales Trend by Sectors

(Unit: KRW 100M)



Business Profit Trend by Sectors

(Unit: KRW 100M)





INVESTOR RELATIONS 2020

www.isdongseo.co.kr